

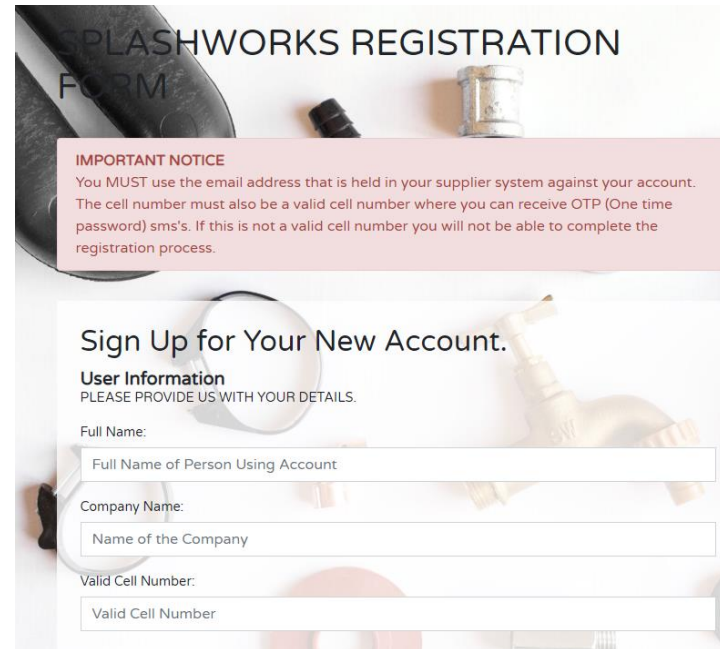
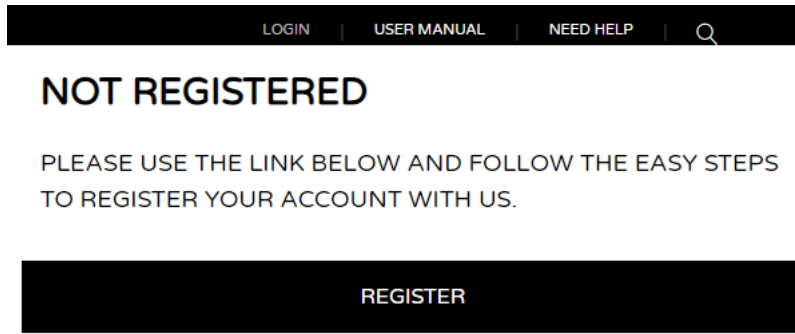
Online Portal Manual



Registration

Please note only Splashworks account holders will be able to register.

You will need your account number and the email address registered in the Splashworks account system as well as a valid Cell phone number to receive a OTP (One-time-pin) to complete the process.



A screenshot of the Splashworks registration form. The background features a blurred image of plumbing tools. At the top, the text 'SPLASHWORKS REGISTRATION FORM' is visible. Below this, there is a pink box containing an 'IMPORTANT NOTICE' in red text, which states: 'You MUST use the email address that is held in your supplier system against your account. The cell number must also be a valid cell number where you can receive OTP (One time password) sms's. If this is not a valid cell number you will not be able to complete the registration process.' Below the notice, the heading 'Sign Up for Your New Account.' is followed by the sub-heading 'User Information' and the instruction 'PLEASE PROVIDE US WITH YOUR DETAILS.' There are three input fields: 'Full Name:' with the placeholder 'Full Name of Person Using Account', 'Company Name:' with the placeholder 'Name of the Company', and 'Valid Cell Number:' with the placeholder 'Valid Cell Number'.

Step 1: Go to <https://www.splashworks.co.za/> in your internet browser

Step 2: Click on the register button as seen above

Step 3: Complete the registration form and follow the prompts

Step 4: Enter the OTP when prompted to complete your registration

Registration

Fill in User Details as Requested

Sign Up for Your New Account.

User Information

PLEASE PROVIDE US WITH YOUR DETAILS.

Full Name:

NAME

Company Name:

SURNAME

Valid Cell Number:

0711112345

Address Details

PLEASE PROVIDE US WITH YOUR PHYSICAL **DELIVERY ADDRESS**. THIS IS THE ADDRESS WHERE GOODS WILL BE DELIVERED TO. ALTERNATIVELY THE ADDRESS HELD AGAINST YOUR ACCOUNT WITH YOUR SUPPLIER WILL BE USED.

Address Line 1:

STREET ADDRESS

Address Line 2:

STREET ADDRESS 2

Address Line 3:

STREET ADDRESS 3

Town:

TOWN

Postal Code:

1111

Delivery Method

PLEASE CHOOSE YOUR DESIRED DELIVERY METHOD BELOW.

Delivery Method:

Splashworks Vehicle

Registration

Accept Terms and Conditions and complete Captcha (for security reasons)

Terms and Conditions:
I HAVE READ AND AGREE TO THE TERMS AND CONDITIONS.

Accept Terms and Conditions

View [Terms and Conditions](#) download.

Verification:
PLEASE CONFIRM THAT YOU ARE A REAL PERSON BY COMPLETING CHALLENGE BELOW.
Success, now you can create your account!

NTPU1

6NQJ7

VALIDATE CAPTCHA

Registration

Select User Details and supply Account Information

IMPORTANT NOTICE

You MUST use the email address that is held in your supplier system against your account. The cell number must also be a valid cell number where you can receive OTP (One time password) sms's. If this is not a valid cell number you will not be able to complete the registration process.

User Details:
PROVIDE A USERNAME, PASSWORD AND EMAIL ADDRESS FOR YOUR ACCOUNT.

Account Holder
User name available!

werner@
Email name available!

SELECT CORRECT SPLASHWORKS ACCOUNT NUMBER
Use a valid account number

Password

Confirm Password

Select Your Question:

Your high school name? ▼

Supply Answer

CREATE ACCOUNT

Registration

Enter "OTP" (one time pin) to Complete Registration

Complete Registration

Please note that the completion process can take up 60 seconds once you click the Complete button

One Time Password

Complete Registratio

Resend OTP

Close

Your New Account Has Been Created

WELCOME TO THE SPLASHWORKS WEB PORTAL

YOUR USERNAME AND COMMENCE DATE IS DISPLAYED BELOW, PLEASE CHECK
YOUR MAILBOX FOR A CONFIRMATION EMAIL WITH YOUR DETAILS.

User Name:
Commence Date:

UEDIS
30 December 2018

CONTINUE

Registration

Trouble Shooting:

If nothing happens when you click the red "Create Account" button at the end of the form scroll back up over the form and check if there are any red warnings e.g. incorrect input of the below cell phone number

Valid Cell Number:

e.g. 083345 6789 or +97155 555 5555 or +26876 55 7777

or starred fields e.g. missing address line 2

Address Line 2:

*

Login

The Login button is located at the top right hand corner of the screen

The screenshot shows a dark-themed login and registration interface. On the left, a black box contains the text "LOGIN TO YOUR ACCOUNT" in white. Below this text are two yellow input fields: the first contains "UEDIS" and the second contains "*****". A blue button labeled "LOGIN" is positioned below the password field. To the right of the "LOGIN" button is a white link that says "Forgot Your Password". On the right side of the interface, the text "NOT REGISTERED" is displayed in bold. Below it, a message reads "PLEASE USE THE LINK BELOW AND FOLLOW THE EASY STEPS TO REGISTER YOUR ACCOUNT WITH US." At the bottom right, there is a black button labeled "REGISTER".

FORGOT YOUR PASSWORD

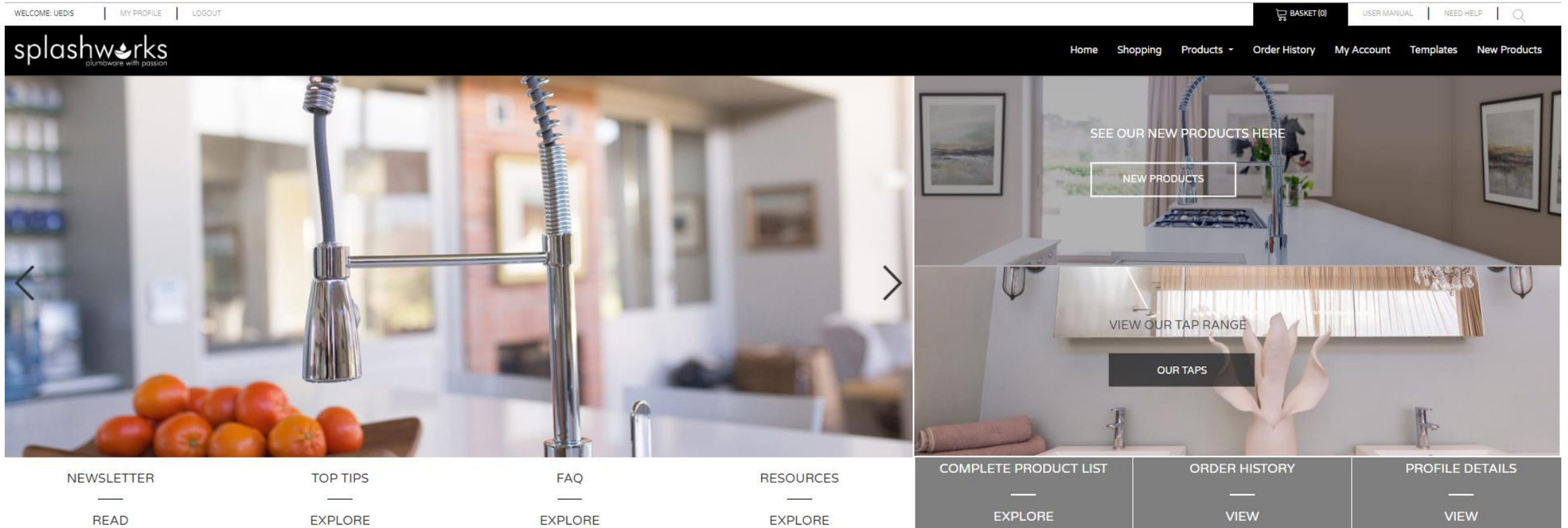
The "Forgot Your Password" form is displayed on a white background. It features a blue-bordered input field containing "UEDIS". Below this field, the text "Password Question:" is followed by the question "WHAT IS YOUR MOTHERS MAIDEN NAME?" in red. Underneath the question is another input field with the placeholder text "Enter Your Answer". At the bottom of the form is a black button labeled "SEND REQUEST".

Trouble Shooting: If you cant remember your password click the “Forgot your password” link and answer the security question you selected when you registered.

Secondary Users: Once the main account holder has registered secondary account users can register. An email will be sent to the primary user to activate the secondary users account.

Home Page

This is the login landing page. To return here at anytime click the "Home" button located in the main menu bar



Shopping

In the shopping tab you can browse through the product categories and drill down menus to find what you are looking for or alternatively type in the product code in the search bar by clicking the red magnifying glass.

BROWSE ALL

Find what you are looking for here.

PLUMBING SOLUTIONS

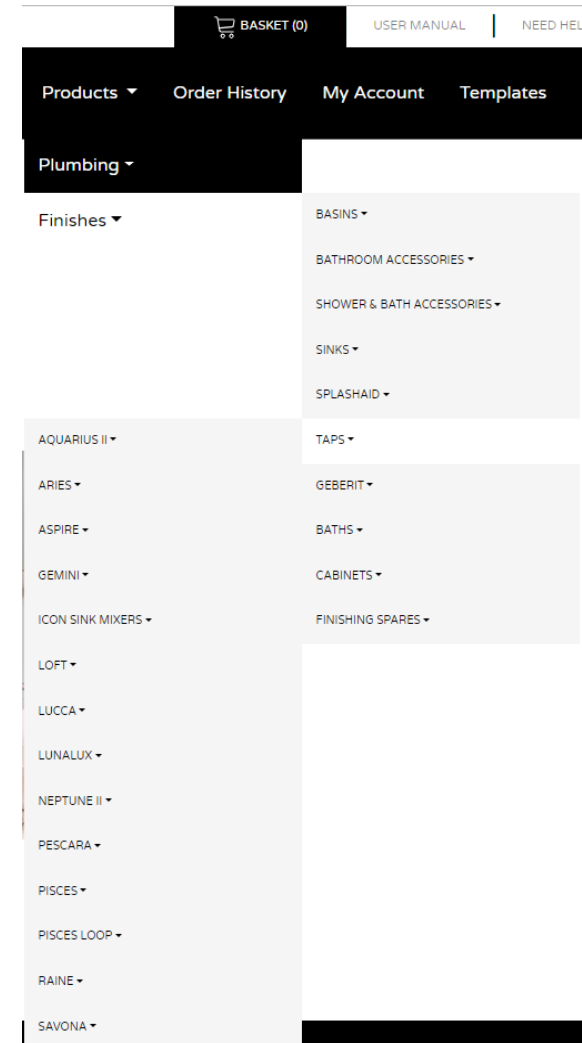


[View Full Product Range](#)

FINISHES SOLUTIONS



[View Full Product Range](#)



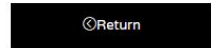


The screenshot shows the top navigation bar of the Splashworks website. It includes a shopping cart icon with 'BASKET (0)', a 'USER MANUAL' link, and a 'NEED HEL' link. Below this is a main navigation menu with 'Products', 'Order History', 'My Account', and 'Templates'. The 'Products' menu is expanded to show 'Plumbing', which is further expanded to show 'Finishes'. The 'Finishes' sub-menu lists: 'BASINS', 'BATHROOM ACCESSORIES', 'SHOWER & BATH ACCESSORIES', 'SINKS', 'SPLASHAID', 'TAPS', 'GEBERIT', 'BATHS', 'CABINETS', and 'FINISHING SPARES'. A secondary list of product lines is visible on the left side of the expanded menu, including: 'AQUARIUS II', 'ARIES', 'ASPIRE', 'GEMINI', 'ICON SINK MIXERS', 'LOFT', 'LUCCA', 'LUNALUX', 'NEPTUNE II', 'PESCARA', 'PISCES', 'PISCES LOOP', 'RAINE', and 'SAVONA'.



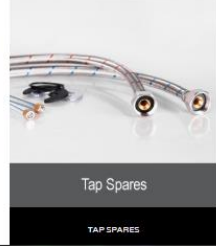
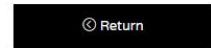
Shopping

Products are Sub Divided into "Plumbing Products" and "Finishing Products"

SPLASHWORKS FINISHING PRODUCTS






SPLASHWORKS PLUMBING PRODUCTS



Shopping

“Plumbing Products” and “Finishing Products” are further sub divided into groups to make it easier to find the product/s you are looking for

TAPS



Searching

Use the SEARCH Function to search by typing either the Description OR Part Number. Predictive images will pop up as you search

WELCOME: UEDIS | MY PROFILE | LOGOUT

BASKET (0)

USER MANUAL

NEED HELP



splashworks
plumbware with passion

Home

Shopping

Products

Order History

My Account

Templates

New Products

TAP

Search

SPARES: 20 matches found (Show all)



6560



6560DR



6560L



669-15



669-15DR



669A-15

TAP SPARES: 8 matches found (Show all)



7780



7790



95000C



99029



99030



99030B

TAPS: 41 matches found (Show all)



99001



99001RA



99005



99005RA



99008





99008RA

Return

splashworks
plumbware with passion

Shopping

Click on the product to view stock levels and pricing. From here you can add the product to your basket or template:




C390SQ-10SS
BRAND: ICON

ROSE SHOWER SS SQ 10"

Price: R 324,22
(Agreed Price: MI)

CT Warehouse Stock: 16
KS Warehouse Stock: 32
BK Warehouse
Stock: 190



[Stock](#)
[Disclaimer](#)

ADD TO BASKET **ADD TO TEMPLATE**

Templates

Templates can be created for "Return Orders" or to create a list of "Favourite Products"

Successfully added to Template

TEMPLATE FAVORITES TEMPLATE CREATED SUCCESSFULLY.

PRODUCT CODE: TPAUHPRT
PRODUCT DESCRIPTION: HEAD PART FOR DEMAND TAPS
HAS BEEN ADDED TO THE TEMPLATE.

OK

TEMPLATE: FAVORITES TEMPLATE

Return

	PRODUCT CODE	PRODUCT DESCRIPTION	FREE STOCK	QTY	UPDATE	DELETE
	TPAUHPRT	HEAD PART FOR DEMAND TAPS	167	<input type="text" value="2"/>		
	COP150I15M	PIPE COPPER CL 0 15MMX1.5M	0	<input type="text" value="12"/>		

Add this template to your basket

If you want to exclude one or more of the items in your template from your basket, make the quantity 0 and click update

ADD TO BASKET

Return

Basket



WELCOME: UEDIS | MY PROFILE | LOGOUT

BASKET (4)

USER MANUAL | NEED



Home Shopping Products Order History My Account Templates

YOUR SHOPPING BASKET

[Return](#)

Clear Basket

PRODUCT CODE	PRODUCT DESCRIPTION	UNIT PRICE	TOTAL LINE PRICE	QTY	UPDATE	DELETE
TPAUHPRT	HEAD PART FOR DEMAND TAPS	93,10	186,20	<input type="text" value="2"/>	<input checked="" type="checkbox"/>	<input type="checkbox"/>
TOOB2003	CABINET MIRROR 570MMX350MMX95MM	405,02	810,04	<input type="text" value="2"/>	<input checked="" type="checkbox"/>	<input type="checkbox"/>

Total Excl VAT(For 4 items)

Total VAT:

Total Inc VAT:

R 996,24

R 0,00

R 996,24

PLACE ORDER

You can view all the product added to your basket located at the top right hand of your screen.

The basket is easy to manage, you can amend quantities and remove products.

From here you can place orders directly into the Syspro system against your credit account to be delivered. No need to phone or email or fax orders – simply order online



Placing an Order

PLACE YOUR ORDER HERE

Order Summary

Total Items :	98
Price Excl Vat:	R 1637,87
Vat :	R 0,00
Total Inc Vat :	R 1637,87

Delivery/Collection

Choose a Delivery Method

- Deliver
 Collect

Delivery Date

Click on the box below to choose a delivery date

2019-01-02

At least 2 days in the future

Delivery Instructions

PLEASE DELIVER BEFORE 11 AM

Delivery Address

Your delivery Address can be updated at the [My Profile](#) section.

Address Line 1	20 Schoeman Street
Address Line 2	Sasolburg
Address Line 3	Vaalpark
Town	Vaalpark
Postal code	1947

Place Order

Placing an Order

Insert otp in splashworks web portal to complete this order [880059](#)

Order Number

PLEASE ENTER YOUR ORDER NUMBER BELOW.

ORDER NO

OTP

[SUBMIT ORDER](#) [RESEND OTP](#)

[CANCEL](#)



ORDER SUCCESSFULLY PLACED
Splashworks

YOU WILL RECEIVE YOUR ORDER DETAILS VIA EMAIL SOON. YOU WILL BE CONTACTED BY SPLASHWORKS SHORTLY TO CONFIRM YOUR ORDER.

[HOME](#)

Placing an Order

If you place an Order, you will get an emailed notification (immediate) with all the order details within and the images within as well



portalorderhistory@splashworks.co.za

Splashworks Web Portal Order summary for Supplier splashworks,invoice no V67734

to werner@uedis.co.za



Hi

Please find the order summary below

Order Summary

Order Date	Invoice Number	Vendor Order No	Customer Order No	Total Order Value
2018-01-23	V67734	W76858	PUR3345	R 507,51

Order Detail

Product Code	Product Description	Line Quantity	Line Total Value
2001A	COM COUPL MIXC 1/2"X15MM	10	R 79,81
2005A	COM STOP END 15MM	10	R 74,54
2081A	COM RING BRASS 15MM	10	R 9,43
4472A	COP W/PLATE CXFI 15MMX1/2"	3	R 34,07
5090A	COP ELB 90D CXC 15MM SABS	40	R 81,94
5090B	COP ELB 90D CXC 22MM SABS	20	R 111,52
PSW250	SOLDER WIRE 2MMX250GR	1	R 116,20

Regards
splashworks Web Portal Team

Order History

ORDER HISTORY FOR THE LAST 365 DAYS

[Return](#)

TO SEE A DETAILED LOOK AT THE ORDER, CLICK ON THE ROW IN WHICH THE ORDER APPEARS.

ORDER DATE	INVOICE NO	VENDER ORDER NUMBER	YOUR ORDER NUMBER	ORDER TOTAL	EMAIL ORDER DETAILS	ADD TO BASKET
2018-01-23	V67734	W76858	PUR3345	R 507,51		
2018-01-23	V67770	W76739	PUR3358	R 1 706,41		
2018-01-25	V68610	W77429	P01/2018/69	R 1 821,00		
2018-01-29	V69543	W79622	PUR3340	R 2 569,77		

PRODUCT CODE	PRODUCT DESCRIPTION	LINE QUANTITY	LINE TOTAL
21002	HDPE COUPL STR 25MMX25MM	3	R 59,90
2660/1	HOSE WASHNG MACH INLET FXF 2M	2	R 78,40
2660/3	HOSE WASHNG MACH INLET FXF 3M	2	R 102,02
33002	HDPE TEE EQUAL 25MM	2	R 58,16
5980	TEE WASHNG MACH CXCXMI 15MMX3/4"	2	R 126,55
6560DR	TAP HOSEBIB HP RB 1/2"X3/4" DR	2	R 221,48

- Here you will be able to view a list of all your orders placed in the last 365 days.
- You can click on the specific order to view all the details or email it to yourself by clicking the envelope in the 2nd last column.
- If you would like to make a repeat purchase simply click on the green tick in the last column to add the same order to your basket.

Account Details



ACCOUNT DETAILS

[Return](#)

Account Name	ACTION MICA
Account Number	ACT001
Email	werner@uedis.co.za

Address Details	20 Schoeman Street Sasolburg Vaalpark Vaalpark 1947
-----------------	---

Account Details	Vat Group	N
	Credit Limit	R 20 000,00
	Account Balance	R 11 614,35
	Available Credit Limit	R 8 385,65
	Date of Last Payment	2018-10-31
	Last Payment Amount	R-10 999,05
	Date of Next Payment	2018-12-31
	Next Payment Amount	R 2 322,87

[EMAIL ACCOUNT DETAILS](#)[REQUEST CREDIT LIMIT INCREASE](#)

Under "My Account" you can view your account details as well as email them to yourself. You can also request a credit limit increase.

Templates

Templates can be created for "Return Orders" or to create a list of "Favourite Products"

Successfully added to Template

TEMPLATE FAVORITES TEMPLATE CREATED SUCCESSFULLY.

PRODUCT CODE: TPAUHPRT
PRODUCT DESCRIPTION: HEAD PART FOR DEMAND TAPS
HAS BEEN ADDED TO THE TEMPLATE.

OK

TEMPLATE: FAVORITES TEMPLATE

Return

	PRODUCT CODE	PRODUCT DESCRIPTION	FREE STOCK	QTY	UPDATE	DELETE
	TPAUHPRT	HEAD PART FOR DEMAND TAPS	167	<input type="text" value="2"/>		
	COP150I15M	PIPE COPPER CL 0 15MMX1.5M	0	<input type="text" value="12"/>		

Add this template to your basket

If you want to exclude one or more of the items in your template from your basket, make the quantity 0 and click update

ADD TO BASKET

Return

Suggested Orders

YOUR SUGGESTED ORDER LIST

If you want to exclude one or more of the items in your suggested order list from your basket, make the quantity 0

ADD ENTIRE LIST TO BASKET

	PRODUCT CODE	PRODUCT DESCRIPTION	FREE STOCK	QTY	ADD ITEMS TO BASKET	
--	--------------	---------------------	------------	-----	---------------------	--

The suggested orders list is based on your buying patterns and the products which you have purchase most over the past months.



These items can be added to the basket. If you do not want a specific item to be added to your basket you can change the QTY to "0"

Call-Backs



[Home](#) [Shopping](#) [Products](#) [Order History](#) [My Account](#) [Templates](#) [Call-backs](#)

YOU WILL RECEIVE A NOTIFICATION VIA EMAIL WHEN ANY OF THE BELOW PRODUCTS BECOMES AVAILABLE FOR PURCHASE. THE ITEMS WILL BE AVAILABLE ON A "FIRST COME FIRST SERVE" BASIS.

	PRODUCT CODE	PRODUCT DESCRIPTION	TOTAL REQUESTED	REQUESTED DATE	UPDATE	DELETE
	GVSPA900	GALV STANDPIPE 1/2"X900MM	<input type="text" value="2000"/>	2019-01-05	<input checked="" type="checkbox"/>	<input type="checkbox"/>
	BOCAB800CHA	CABINET & BASIN WH CHARCOAL 800MM	<input type="text" value="99"/>	2019-01-05	<input checked="" type="checkbox"/>	<input type="checkbox"/>

If a product is out-of-stock (or only has some of the stock you require) it wont give you the option to add it to your basket but instead you can request a call-back for when the product comes back into stock. The detail of these items will be listed here along with the quantity requested.

Utilise our Data



Home Shopping Products Order History My Account Templates Suggested Orders Call-backs Utilize Our Data





UTILIZE OUR DATA

Select the products below that you want to utilize.

SELECT ALL
UN-SELECT ALL

FILTER AREA(Total Products Visible On Screen 12) **CLEAR FILTERS**

CATEGORY: FINISHES
GROUP 2A: TAPS
GROUP 2B:
GROUP 3: ARIES

SELECTED ↑ ↓		PRODUCT CODE	PRODUCT DESCRIPTION	CATEGORY ↑ ↓	GROUP2 A ↑ ↓	GROUP2 B ↑ ↓
<input checked="" type="checkbox"/>		1300	ARIES PREP BOWL DECK TYPE	F	TAPS	
<input checked="" type="checkbox"/>		99001	ARIES PILLAR TAP 15MM	F	TAPS	
<input checked="" type="checkbox"/>		99005	ARIES PILLAR TAP 22MM	F	TAPS	
<input checked="" type="checkbox"/>		99008	ARIES HOSEBIB TAP 15MMX3/4"	F	TAPS	

Find out how you can easily use our product and image data on your website and other systems.

You can collect Splashworks product and image data for use on your own systems.

Manage your own Users



MANAGE YOUR USERS HERE

SELECT AVAILABLE OPTIONS FOR YOUR SECONDARY USERS WHERE REQUIRED												
NAME	USER NAME	EMAIL	PLACE ORDERS	REQUEST QUOTES	ACCOUNT DETAILS	SUGGESTED ORDERS	TEMPLATES	ORDER HISTORY	QUOTE HISTORY	CALL-BACK'S	IN STORE ORDERS	
Werner	UEDIS	werner@uedis.co.za	<input checked="" type="checkbox"/>	<input type="checkbox"/>	<input checked="" type="checkbox"/>	<input type="checkbox"/>	<input checked="" type="checkbox"/>	<input checked="" type="checkbox"/>	<input type="checkbox"/>	<input checked="" type="checkbox"/>	<input type="checkbox"/>	
Werner Secondary	IlzeStrydom	errors@uedis.co.za	<input type="checkbox"/>	<input type="checkbox"/>	<input checked="" type="checkbox"/>	<input type="checkbox"/>	<input type="checkbox"/>	<input type="checkbox"/>	<input type="checkbox"/>	<input type="checkbox"/>	<input type="checkbox"/>	

Each Splashworks Account can have multiple users that can login to the Splashworks Portal HOWEVER these "secondary users" have to be OK'd by the main registered user.

The main registered user can then manage all users within the company to only give them access to certain areas within the Splashworks Portal for example they can see Account details but CANNOT place orders

New Products



SPLASHWORKS PRODUCTS

[Return](#)



114DL SPOUT BATH RND WITH DIVERTOR



119BANA1TH BASIN ANCHOR SMALL 1TH



119BANA2TH BASIN ANCHOR SMALL 2TH



119CBA BASIN CORNER 1TH

Splashworks continuously adds New Products to their already awesome range. These products can be viewed on the "New Products" Tab

Need HELP?



 BASKET (26)


[USER MANUAL](#)

[NEED HELP](#)




CONTACT US

Cape Town Office

 (021) 851 0482 / (021) 851 5835 / (081) 254 4249 / (081) 288 2157

 086 633 7099


 jackie@splashworks.co.za


 Unit B16/B17, Olive Grove Business Park, Ou Paardevlei Rd, Somerset West

Johannesburg Office


 011 708 2676/1335


 086 633 7099


 lizette@splashworks.co.za


 451 Granite Drive, Kya Sands Business Park, Johannesburg

Polokwane Office

 015 293 2890

 015 293 2893

 zindie@equisale.co.za

 Church Street South, Polokwane



Send

To...

orders@splashworks.co.za

Cc...

Bcc...

Subject

Simply Click on NEED HELP to contact our team should you have any questions. You also have the "Contact Us" Page to supply you with further contact details should it be required.